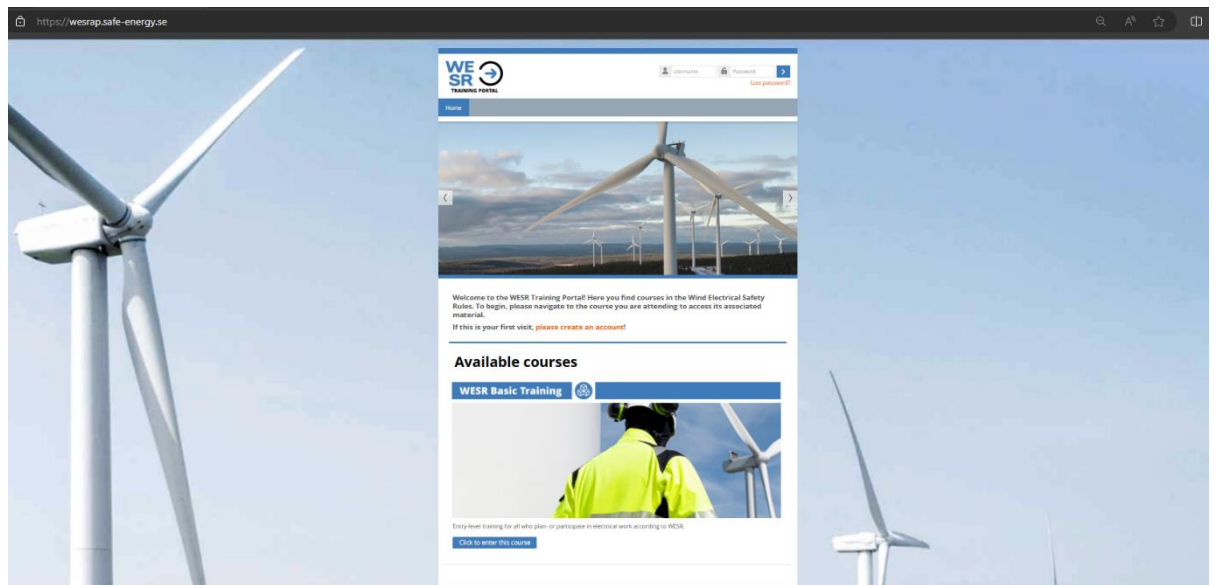


How to apply for WESR training?

1. Go to WESR Training portal

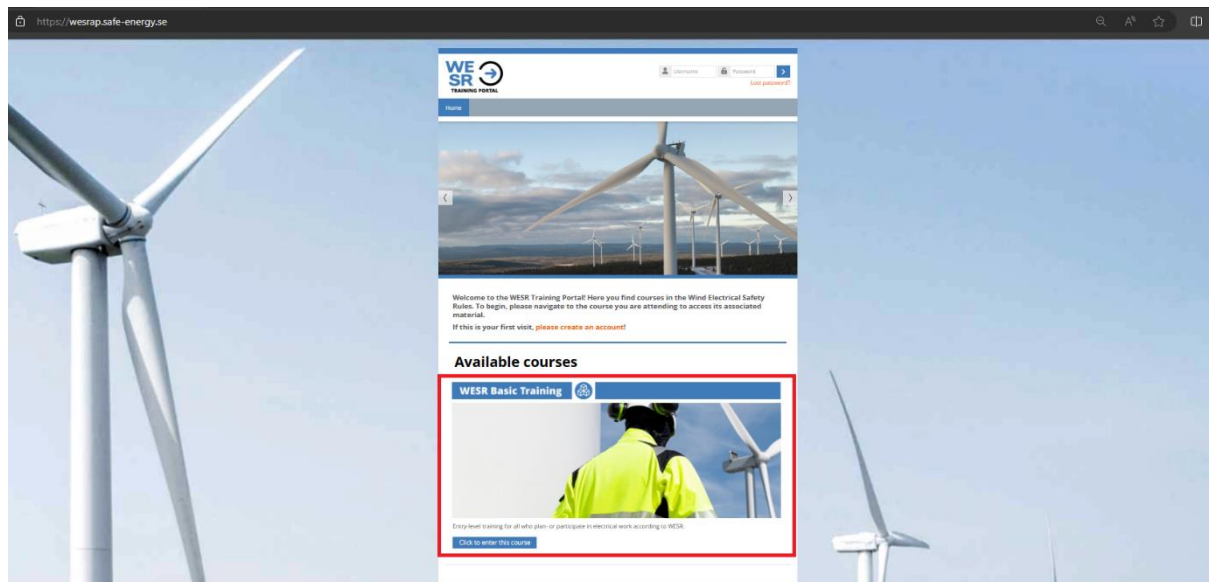
Open browser and go to <https://wesrap.safe-energy.se/>.

You will get to the start page where you can see a list of available courses.



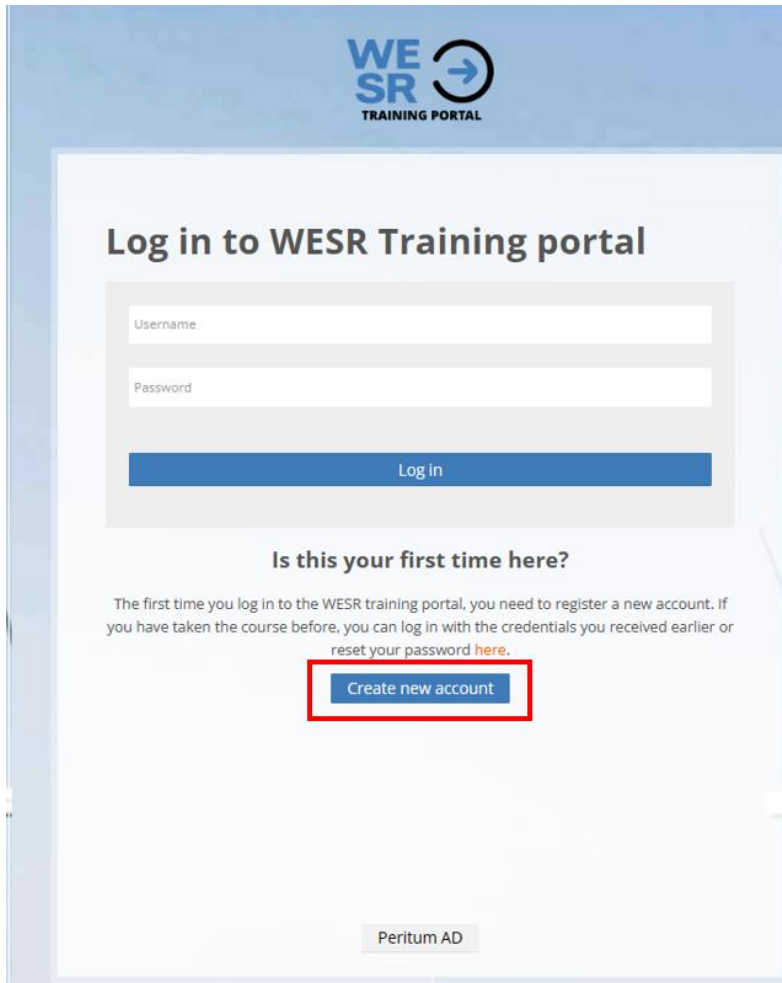
2. Choose the training you need

Find the training program you are supposed to register for, for example "WESR Basic Training". Click the button **"Click to enter this course"** or the picture. You will be asked to login or register a new account if it's the first time.



3. Create new account

Click on the button “**Create new account**”.



The image shows the login page of the WESR Training Portal. At the top right is the logo with the text "WESR TRAINING PORTAL" and a circular arrow icon. The main heading is "Log in to WESR Training portal". Below this is a login form with two input fields: "Username" and "Password", followed by a blue "Log in" button. Under the login form, the text "Is this your first time here?" is displayed. Below this text is a paragraph explaining that new users need to register, while returning users can log in with existing credentials or reset their password via a link labeled "here". A blue button labeled "Create new account" is highlighted with a red rectangular box. At the bottom center, there is a small grey box containing the text "Peritum AD".

WESR
TRAINING PORTAL

Log in to WESR Training portal

Username

Password

Log in

Is this your first time here?

The first time you log in to the WESR training portal, you need to register a new account. If you have taken the course before, you can log in with the credentials you received earlier or reset your password [here](#).

Create new account

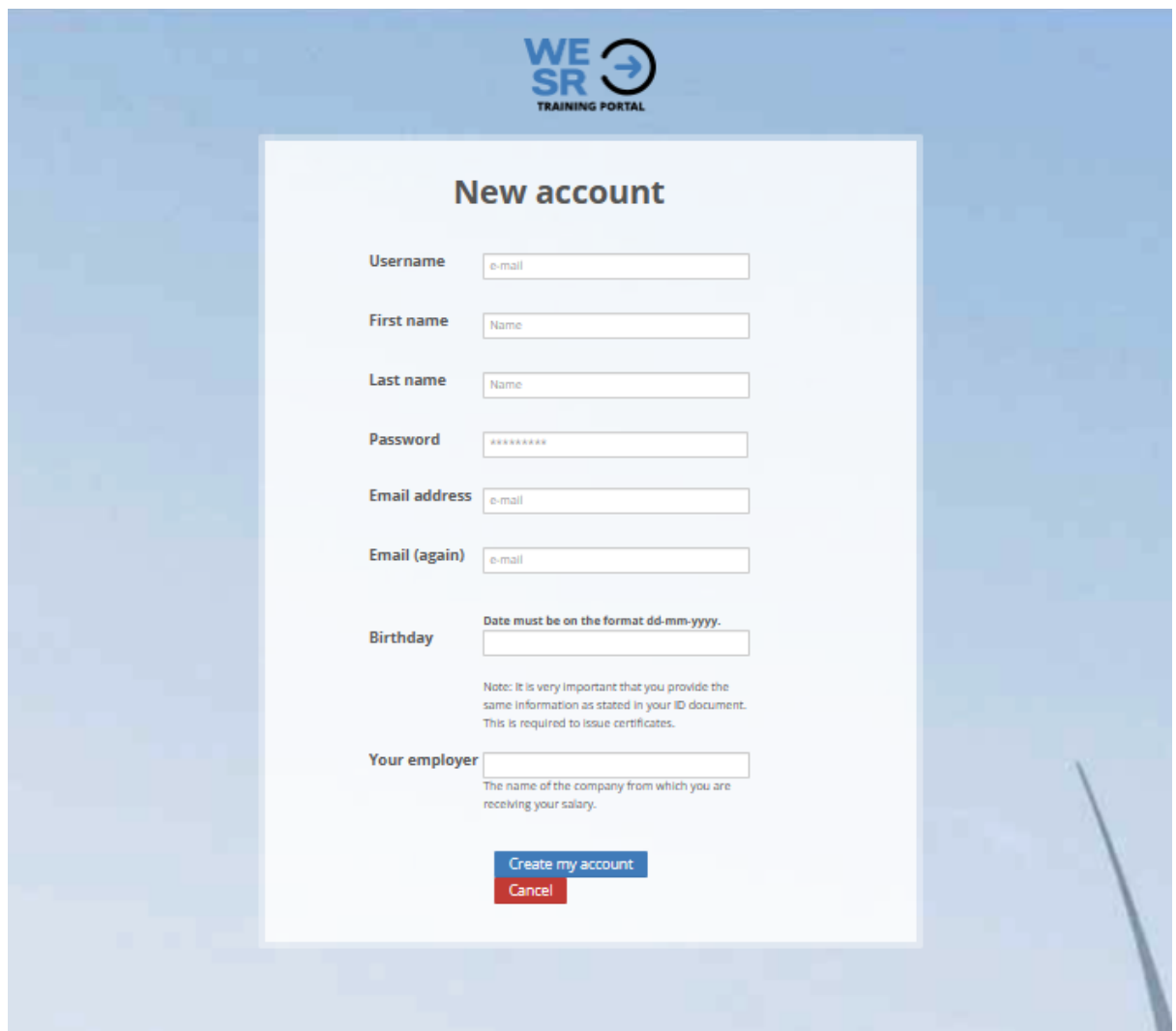
Peritum AD

4. Fill out the form

Fill out the necessary information about you or the person you want to register.

- **Username:** use your email as your username. Only lower case is allowed.
- **Password:** Enter a password containing at least 6 characters.
- **Email:** this is the e-mail address where you will get e-mails from the portal.
- **Your employer:** Enter the name of the company you are employed at
- **Birthday:** Write your date of birth on the following format: dd-mm-yyyy. Ensure that it match your ID – it is a requirement for issuing your training certificate.

Click the button “**Create my account**”.



The screenshot shows the 'New account' registration form on the WE SR TRAINING PORTAL. The form is centered on a light blue background. At the top, the portal's logo is visible. The form fields are as follows:

- Username:** A text input field with a placeholder 'e-mail'.
- First name:** A text input field with a placeholder 'Name'.
- Last name:** A text input field with a placeholder 'Name'.
- Password:** A text input field with a placeholder '*****'.
- Email address:** A text input field with a placeholder 'e-mail'.
- Email (again):** A text input field with a placeholder 'e-mail'.
- Birthday:** A text input field with a placeholder 'Date must be on the format dd-mm-yyyy.'
- Your employer:** A text input field with a placeholder 'The name of the company from which you are receiving your salary.'

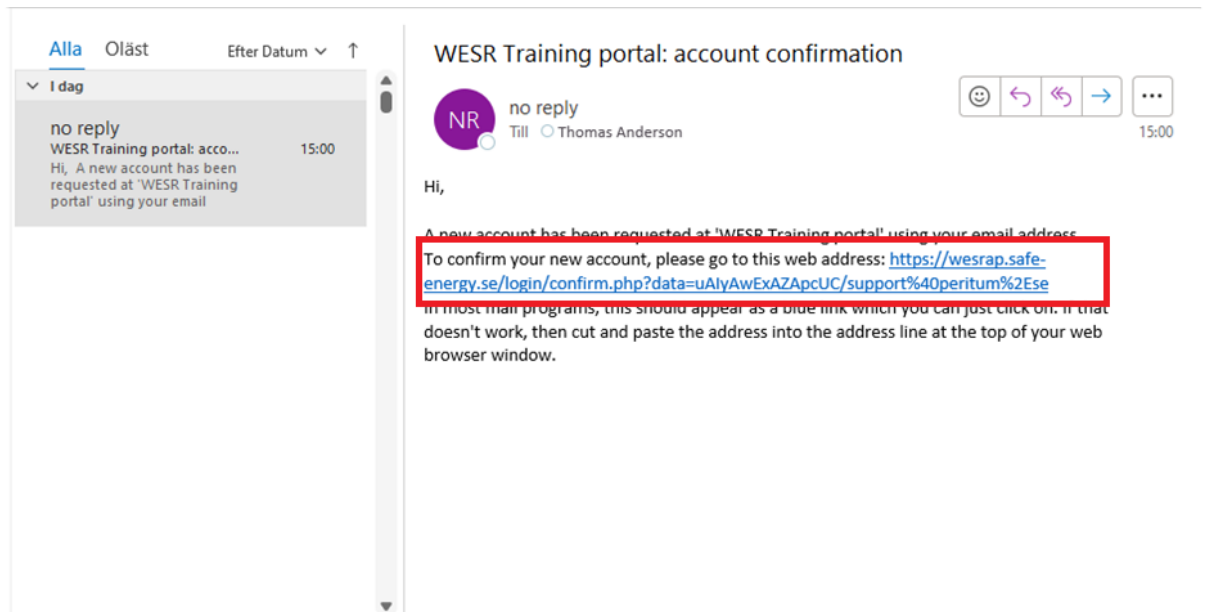
Below the form fields, there is a note: 'Note: It is very important that you provide the same information as stated in your ID document. This is required to issue certificates.'

At the bottom of the form, there are two buttons: a blue 'Create my account' button and a red 'Cancel' button.

5. Confirm the account

An email is sent automatically to the specified email asking for a confirmation of the account.

When you click on the link to confirm your email you will be forwarded to the chosen course during registration (step 2)




6. Apply for the training

The link in the email takes you to the course-page for the course you selected. Click the button **“Apply for training”**.



7. Finished

You have been added to the list of course participants, which is visible to the trainer. Once the trainer verifies your identity and approves your application, you'll gain access to the course materials and the knowledge test





Thomas Anderson - TA

[Home](#) [My courses](#)

[Home](#) > [Courses](#) > [WESR Basic Training](#) > [Enrolment options](#)

WESR Basic Training





Entry-level training for all who plan- or participate in electrical work according to WESR.

Application for training successful.

You will be able to access the training material when the trainer approves your application during the training.

Continue